



Q-CONNECT[®]

SOLUTIONS D'EMBALLAGE







SIMPLE CANNELURE

Résistant : idéal pour protéger des produits légers et peu fragiles.



DOUBLE CANNELURE

Très résistant : 50% plus résistant que la simple cannelure. Protection efficace pour des produits lourds ou fragiles avec une charge maximale de 40kg.











Q-CONNECT®



CODE	DIMENSIONS







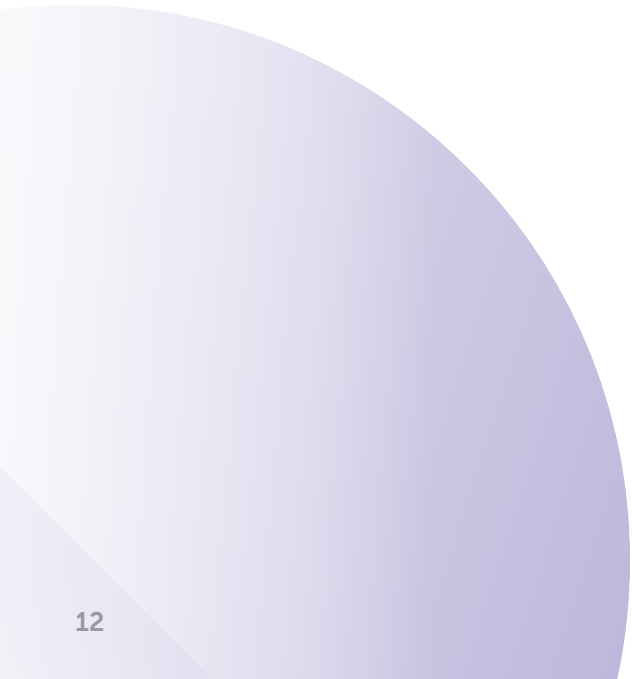




CODE	DIMENSIONS (profondeur x largeur x hauteur)










CODE L  
77243 - 1

CARTON ONDULÉ KRAFT

Carton ondulé sur 1 face de 250g/m², résistant et polyvalent. Idéal pour remplir





CODE _____

CODE


L

DIMENSIONS
(profondeur x hauteur)


PRÉSENTATION


















CÓD. 



SOLUTIONS
D'EMBALLAGE